

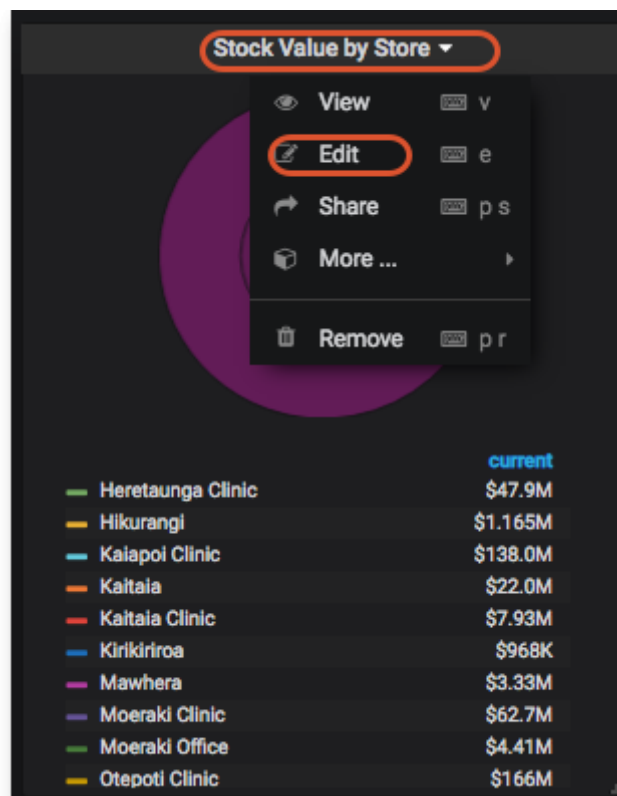
Panels

There are several different Panel types or visualizations you can have on your dashboard.

For instructions on how to configure each type of Panel click here:

- [Grafana Graphs](#)
- [Grafana Singlestats](#)
- [Grafana Tables](#)
- [Grafana Dash Lists](#)
- [Grafana Text](#)
- [mSupply Region Map](#)
- [mSupply Table](#)
- [mSupply World Map](#)

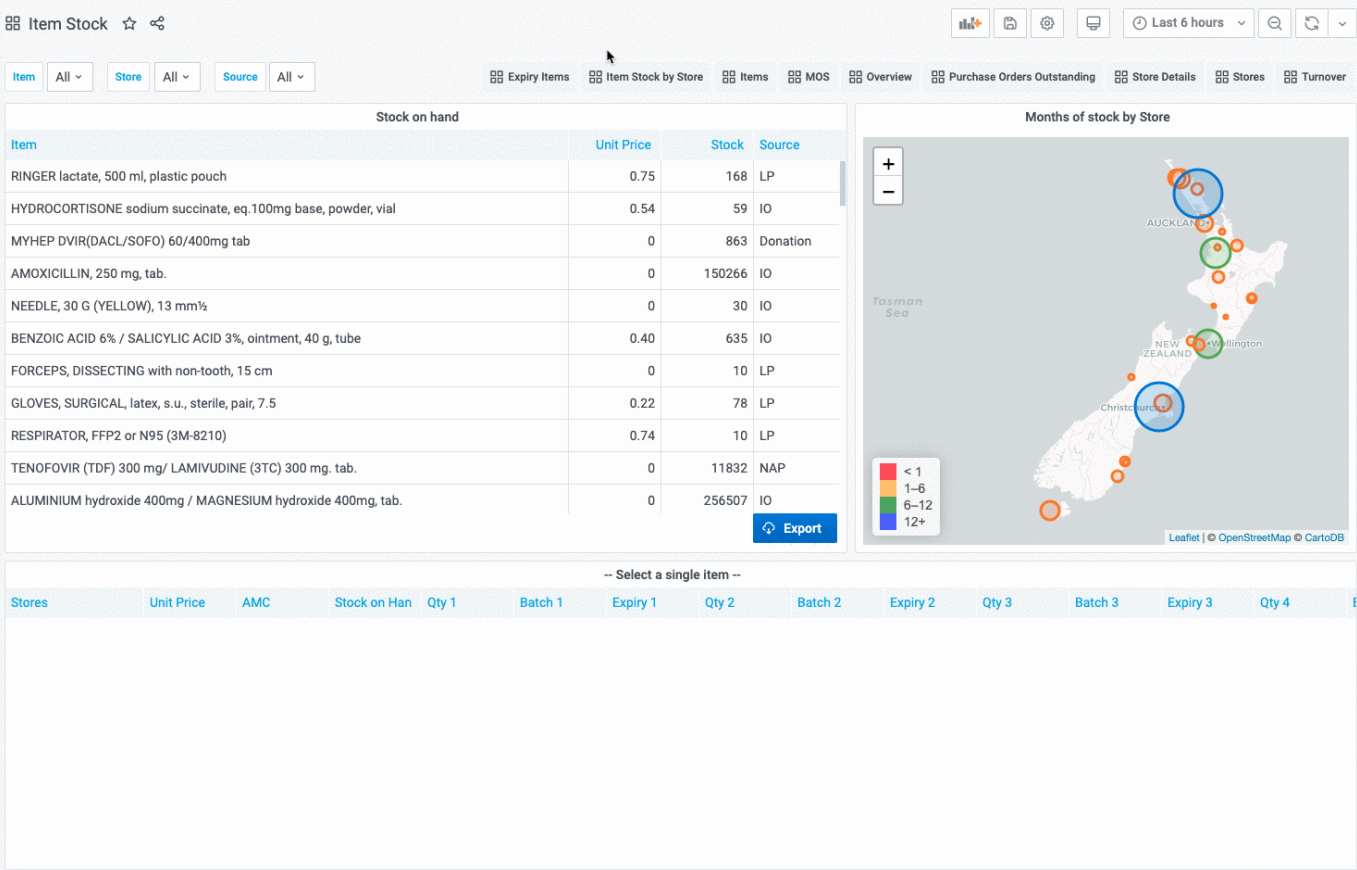
Clicking the title for a panel exposes a menu. The **Edit** option opens additional configuration options for the panel.



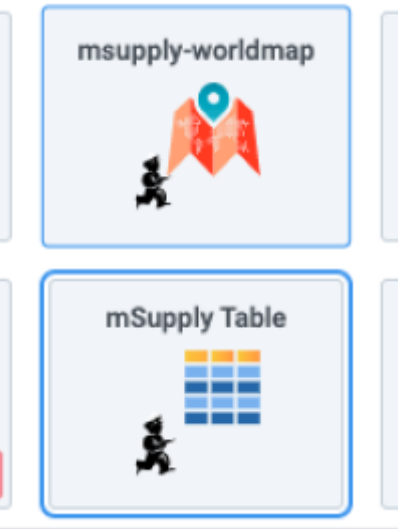
mSupply Table

This is a custom panel which will need to be installed on your server. Contact mSupply support if this panel is not available to you. The mSupply table is an extension of the bundled Table plugin, which adds * clickable actions to cells which update filter values * a button which allows exporting the data direct to excel (requires the msupply-dashboard-app plugin also)

Be aware that it also removes the Filter functionality of the bundled table plugin.



To use, select the msupply-table visualisation option:



The new options available in the **Display** section are:

Display

Show header

To display table's header or not to display



Show export button

Display or hide the export to excel option



Export button title

The title of the export button

* **Show export button** toggles display of the export button * **Export button title** which allows customising of the export button text

And the option to link a cell to a variable is per field, so it can be specified as an override to select this for a single column only:

Override 1

Fields with name

Linked Variable

Specify the name of a variable to update when this field is clicked

mSupply World Map

Previous: [Getting Started](#) | | Next: [Time range controls](#)

From:

<https://wiki.msupply.foundation/> - mSupply Foundation Documentation

Permanent link:

<https://wiki.msupply.foundation/en:dashboard:panels?rev=1610684915>

Last update: **2021/01/15 04:28**

