



# User Guide - mSupply Mobile

## 5. Supplier Requisitions (Program Orders)

You would like to order some stock from your supplier (General Warehouse) for a [program](#).

You need to create a **Program Order**, which will automatically populate your requisition with items in the program.

### 1. Click on Supplier Requisitions



When your store has access to at least one program, creating a Supplier Requisition will prompt you to choose from either a **Program Order** or a **General Order**.

### 2. Click on Program Order

### 3. Select the Program, Supplier, Order Type and Period

This information must be completed **sequentially**. The arrow points to which step you are up to, and the tick shows which steps have been completed.

When selecting the **Order Type**, further details can be seen on the right:

- **Maximum MOS:** maximum number of months' stock to be kept for each item, which will help determine the suggested quantities to order
- **Threshold MOS:** items with number of months' stock *less* than this value will appear in the order by default
- **Maximum orders per period:** maximum number of orders that can be placed in a given period

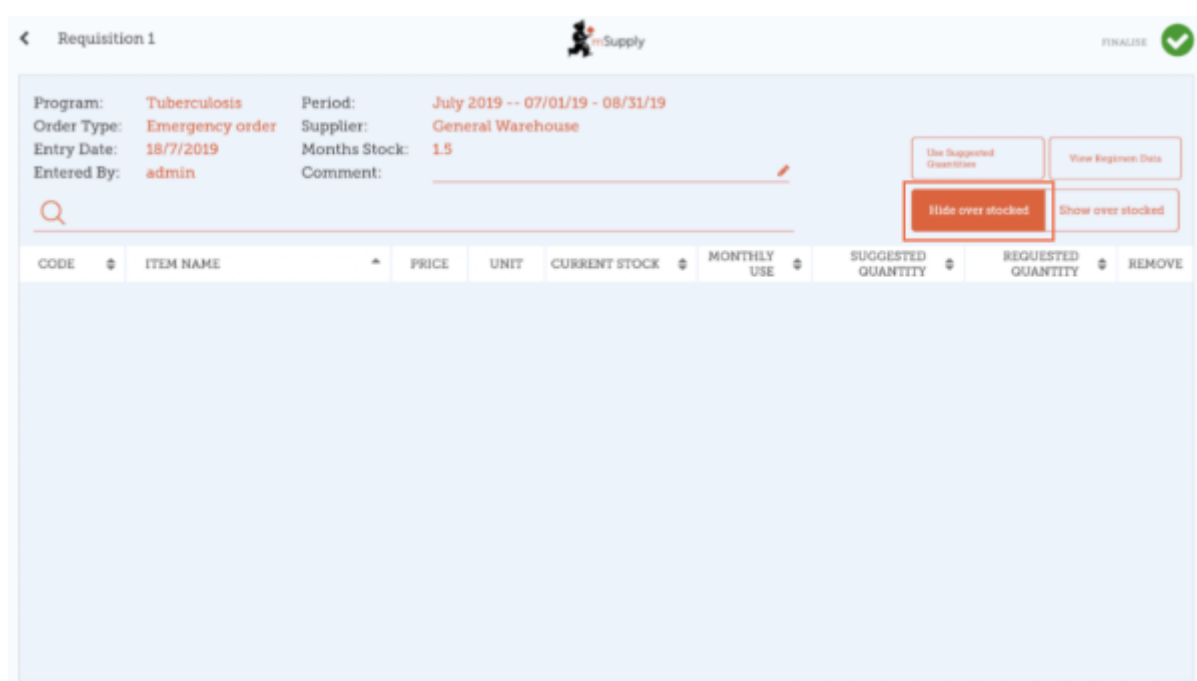
When selecting the **Period**, further details can be seen on the right:

- **Period dates** i.e. the interval of the period
- **Number of requisitions already created** for the same period, supplier and order type



#### 4. Click OK and review the requisition

The requisition is created and is populated with all program items. Note that you cannot add additional items to a Program Requisition.



Why are there are no items visible in this example?

- The **Hide Over Stocked** button is selected by default, which hides all items that have stock over the threshold MOS.
- All the stock on hand in this example is over the threshold MOS, so no items are visible.
- When you click the **Show Over Stocked** button, all items that are over the threshold MOS appear.

Requisition 1

FINALISE

Program: Tuberculosis

Order Type: Emergency order

Entry Date: 18/7/2019

Entered By: admin

Period: July 2019 -- 07/01/19 - 08/31/19

Supplier: General Warehouse

Months Stock: 1.5

Comment:

Use Suggested Quantities

View Requisition Data

Hide over stocked

Show over stocked

Q

CODE	ITEM NAME	PRICE	UNIT	CURRENT STOCK	MONTHLY USE	SUGGESTED QUANTITY	REQUESTED QUANTITY	REMOVE
030063	Acetylsalicylic Acid 100mg tabs	N/A	Tablet	0	0	0	0	
12763	Glipizide 5 mg tablets	N/A	N/A	0	0	0	0	

Note that the **Price** displayed in a Program Requisition is the price the supplier sells the item for.

## 5. You can click on Use Suggested Quantities...

If you are certain that you are not ordering an item which you have not previously ordered! By choosing this option, mSupply will automatically calculate the amounts of each item you require, **once it builds up a history of how much stock you're using.**

Alternatively, manually enter the **Requested Quantity** for individual items.

Requisition 1

FINALISE

Program: Tuberculosis

Order Type: Emergency order

Entry Date: 18/7/2019

Entered By: admin

Period: July 2019 -- 07/01/19 - 08/31/19

Supplier: General Warehouse

Months Stock: 1.5

Comment:

Use Suggested Quantities

View Requisition Data

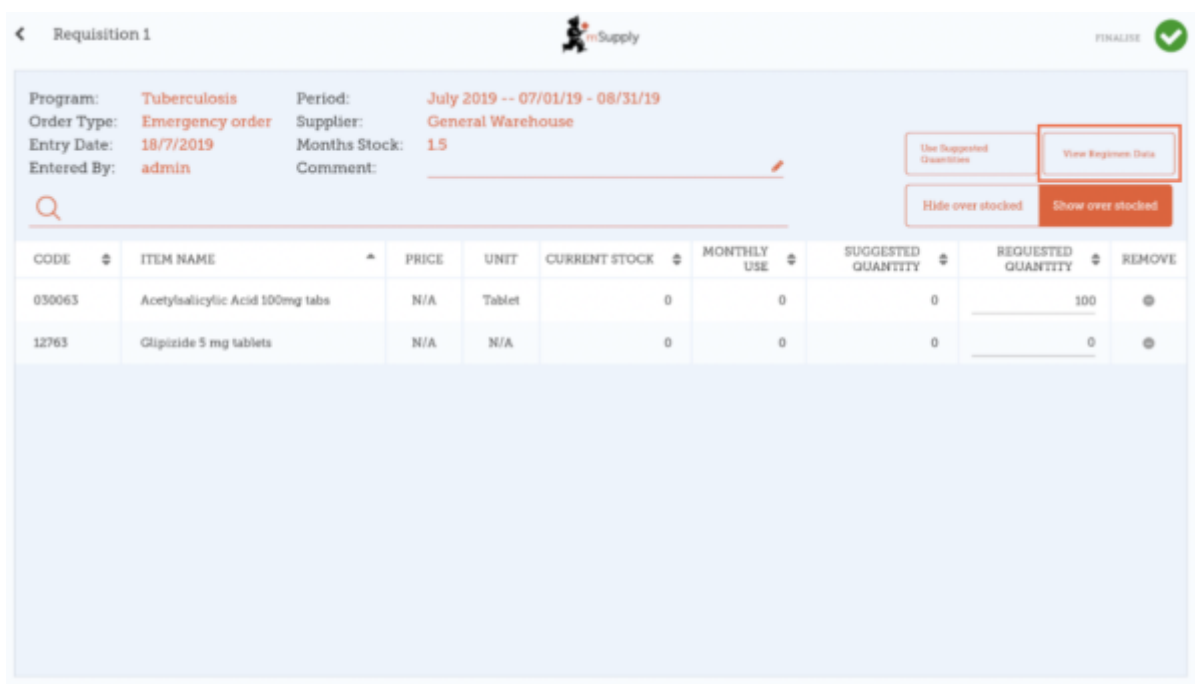
Hide over stocked

Show over stocked

Q

CODE	ITEM NAME	PRICE	UNIT	CURRENT STOCK	MONTHLY USE	SUGGESTED QUANTITY	REQUESTED QUANTITY	REMOVE
030063	Acetylsalicylic Acid 100mg tabs	N/A	Tablet	0	0	0	100	
12763	Glipizide 5 mg tablets	N/A	N/A	0	0	0	0	

## 6. Click the View Regimen Data button



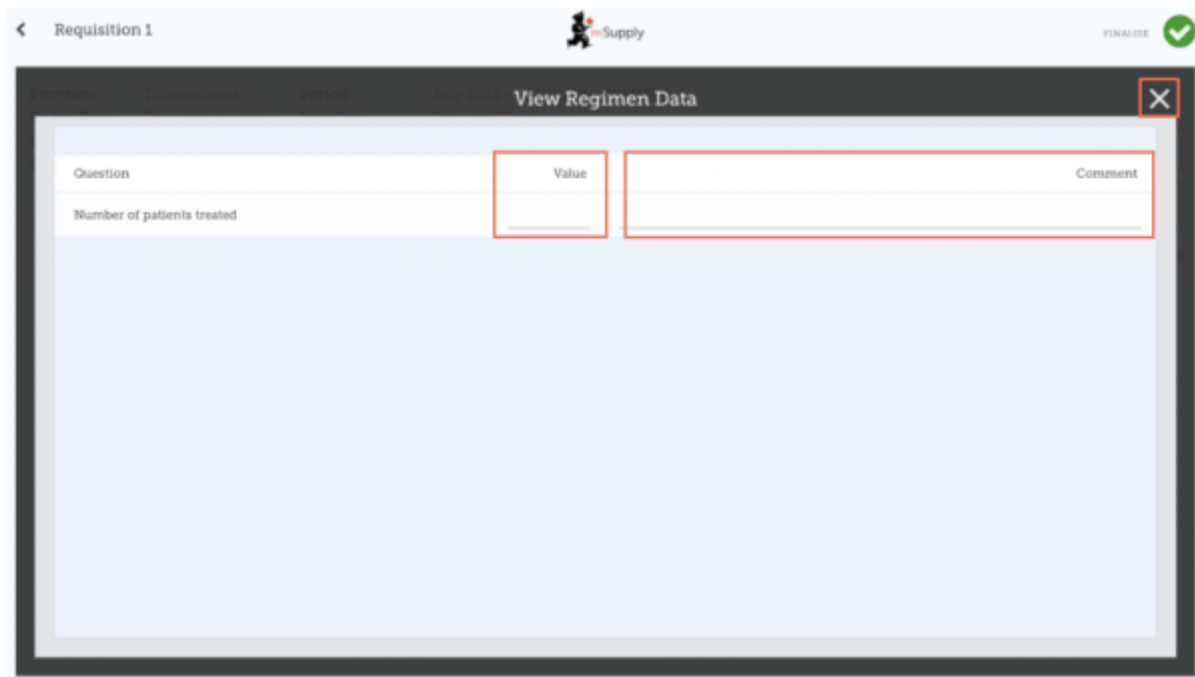
Requisition 1

Program: Tuberculosis Period: July 2019 -- 07/01/19 - 08/31/19  
 Order Type: Emergency order Supplier: General Warehouse  
 Entry Date: 18/7/2019 Months Stock: 15  
 Entered By: admin Comment:

Use Suggested Quantities View Regimen Data  
 Hide over stocked Show over stocked

CODE	ITEM NAME	PRICE	UNIT	CURRENT STOCK	MONTHLY USE	SUGGESTED QUANTITY	REQUESTED QUANTITY	REMOVE
030063	Acetylsalicylic Acid 100mg tabs	N/A	Tablet	0	0	0	100	
12763	Glipizide 5 mg tablets	N/A	N/A	0	0	0	0	

If [regimen data](#) is necessary for the requisition, enter values and comments then close the screen.



Requisition 1

View Regimen Data

Question	Value	Comment
Number of patients treated		

## 7. When you are completely sure that everything is correct...

Click the **Finalise** button, then **Confirm** and your order will go to the supply store.



Even if you don't have internet at the time, it's ok! The order will send automatically when you do have internet later.

From:  
<https://wiki.msupply.foundation/> - **mSupply Foundation Documentation**

Permanent link:  
[https://wiki.msupply.foundation/en:mobile:user\\_guide:supplier\\_requisitions\\_program?rev=1571858498](https://wiki.msupply.foundation/en:mobile:user_guide:supplier_requisitions_program?rev=1571858498)

Last update: **2019/10/23 19:21**

