



Esta página ainda não está totalmente traduzida. Por favor, ajude a concluir a tradução.

(remova este parágrafo quando a tradução terminar)

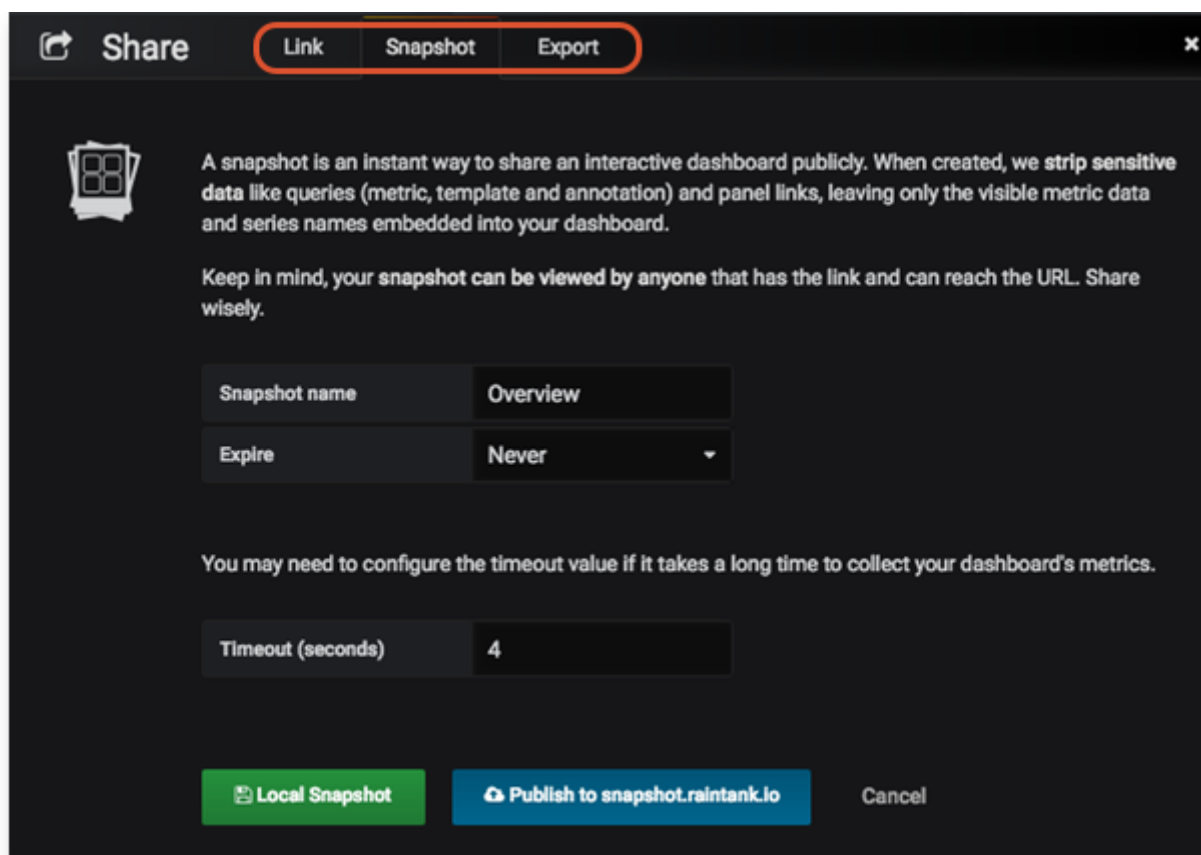
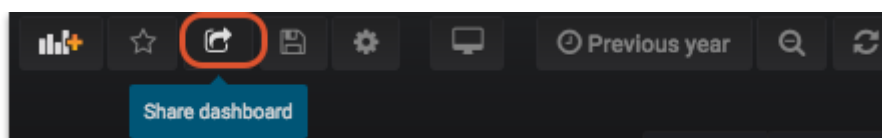
## 4. Sharing

You can share both dashboards and panels with other users, as well as producing snapshots for external partners to view.

### 4.1. Sharing Dashboards

Click on the **Share dashboard** button in the top right navigation panel > Select one of three options: **Link**, **Snapshot** or **Export**.

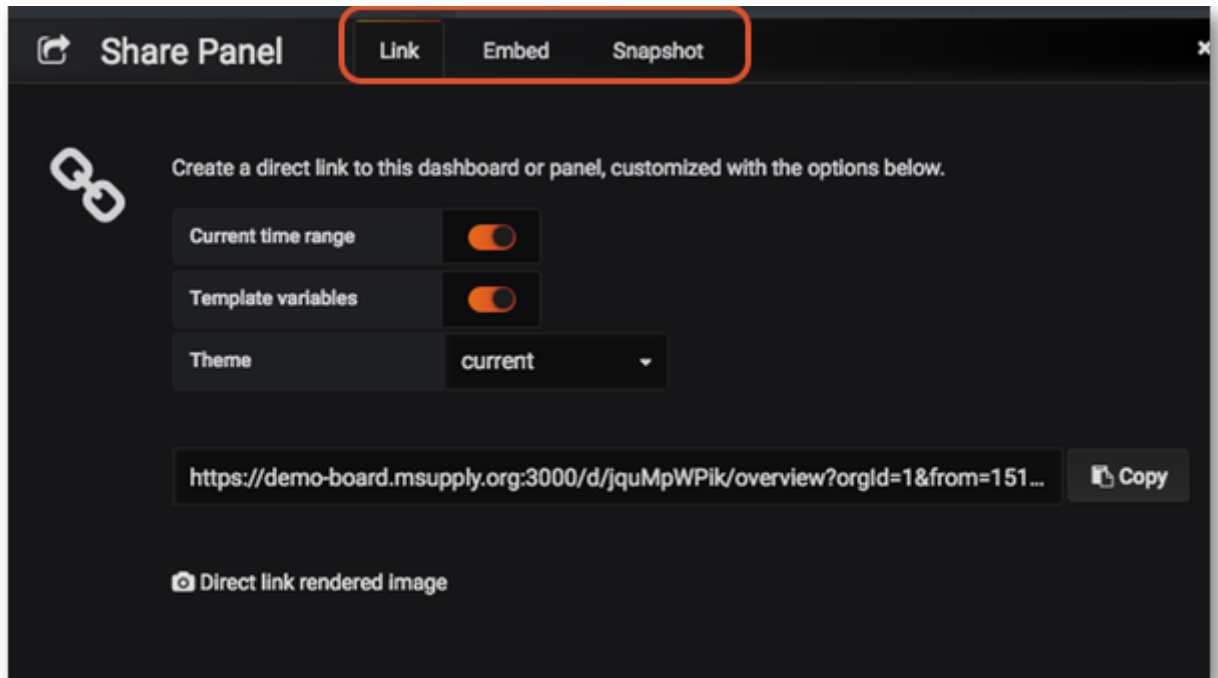
For detailed instructions on each option click on [Grafana Sharing Dashboards](#)



## 4.2. Sharing Panels

Click on the Title of the panel > from the menu select **Share** > Select one of the three options: **Link**, **Embed** or **Snapshot**.

For detailed instructions on each option click on [Grafana Sharing Panels](#)



Previous: [Time range controls](#) | Return to home page: [dashboard](#)

From:  
<https://wiki.msupply.foundation/> - mSupply Foundation Documentation

Permanent link:  
<https://wiki.msupply.foundation/pt:dashboard:sharing?rev=1580840023>

Last update: 2020/02/04 18:13

